



# Avro Heritage Museum

## Access Guide



The Avro Heritage Museum is situated on the site of the old Woodford Airfield. The current museum site was donated by BAE Systems when the airfield and aircraft assembly plant closed down.

The airfield fire station building has been converted into a state-of-the-art museum and was handed over to the Avro Heritage Trust in May 2015. It opened to the public on November 13th 2015.

We continuously strive to ensure that the Museum is accessible to all. Alternatives have been provided where access is limited to allow everyone to enjoy their visit as much as possible.

The following guide aims to accurately describe the facilities and services that we offer to all of our visitors.

Please do contact us if you require any further information and we will be happy to offer our assistance.

**Postal Address :-**

Avro Heritage Museum,  
Woodford Aerodrome,  
Chester Road,  
Woodford,  
STOCKPORT,  
SK7 1AG

**SATNAV Directions :-**

The Museum is currently in the middle of a massive development on the former airfield called Woodford Garden Village.

Please use the postcode SK7 1QR for SATNAVs, which takes you to the entrance of Woodford Garden Village. From there, please follow the brown tourist signs to the Museum.

For full information on visiting us please see our website :-  
[www.avroheritagemuseum.co.uk](http://www.avroheritagemuseum.co.uk)

**Telephone - 01625 877534**

**Email - [avroheritagemuseum@gmail.com](mailto:avroheritagemuseum@gmail.com)**

# Contents

<b>Getting Here .....</b>	<b>5</b>
<b>Public Transport .....</b>	<b>5</b>
<b>Bus .....</b>	<b>5</b>
<b>Rail .....</b>	<b>5</b>
<b>Pedestrian Access .....</b>	<b>5</b>
<b>Admission Prices .....</b>	<b>5</b>
<b>Site access .....</b>	<b>6</b>
<b>Vehicle Access – Cars .....</b>	<b>7</b>
<b>Vehicle Access - Coaches .....</b>	<b>7</b>
<b>Vehicle Access – Cycles .....</b>	<b>8</b>
<b>Paths – Front of Museum .....</b>	<b>8</b>
<b>Museum Flooring - Ground floor.....</b>	<b>9</b>
<b>Museum Flooring - First floor .....</b>	<b>9</b>
<b>Starting the visit.....</b>	<b>100</b>
<b>Reception Desk .....</b>	<b>100</b>
<b>First Aid .....</b>	<b>100</b>
<b>Shop .....</b>	<b>11</b>
<b>Toilets.....</b>	<b>111</b>
<b>Lift .....</b>	<b>12</b>
<b>Lancaster Room .....</b>	<b>12</b>
<b>Stairs .....</b>	<b>13</b>
<b>First floor mezzanine viewing area .....</b>	<b>14</b>
<b>Archive Areas .....</b>	<b>144</b>

<b>Café .....</b>	<b>15</b>
<b>Ground floor stair corridor .....</b>	<b>16</b>
<b>Flight Simulator under the stairs .....</b>	<b>16</b>
<b>Exhibition Hall .....</b>	<b>177</b>
<b>Collection Display Concept .....</b>	<b>17</b>
<b>Avro Anson.....</b>	<b>18</b>
<b>English Electric Canberra .....</b>	<b>18</b>
<b>Avro Lancaster S for Sugar Cockpit.....</b>	<b>18</b>
<b>Avro Vulcan XM602 Cockpit .....</b>	<b>20</b>
<b>Vulcan Park .....</b>	<b>21</b>
<b>Vickers VC10 Cockpit .....</b>	<b>21</b>
<b>HS 748 Cockpit .....</b>	<b>22</b>
<b>Avro Vulcan XM603 .....</b>	<b>22</b>
<b>Commer Truck with Palouste Air Starter .....</b>	<b>23</b>
<b>Displays at the front of the Museum .....</b>	<b>23</b>
<b>HS Nimrod .....</b>	<b>23</b>
<b>Document Review process .....</b>	<b>24</b>

## Getting Here

### Public Transport

#### Bus

Nearest Bus Stop - 42B Manchester – Woodford. The bus stops close to the entrance of Woodford Garden Village and also passes very close to Cheadle Hulme Train Station. (see Pedestrian Access below). There is no bus service on Sunday.

#### Rail

Nearest Train Stations - Poynton (PYT) Northern Rail or Bramhall (BML) (see Pedestrian Access)

#### Pedestrian Access

Regretfully, there is currently no pedestrian access across the former airfield to the Museum.

### Admission Prices

For latest prices please see the [website](#). There are discounts for Children 11-16 yrs. (under-11's free) & Concessions (over 60). Family tickets are also available (2 adults + 2 children). Children under 12 must be accompanied by an adult.

Carers do not pay for entry when accompanying the person being cared for. However, they will have to pay for any cockpit visits as well as their companion.

A Friend membership is available that gives 12 months free entry, shop discounts and 50% off cockpit visits.

Group Visits can be booked on Tuesdays or Thursdays – see [website](#).

## Smoking

Smoking is not permitted in any internal area of the Museum.

## Dogs

Assistance dogs are welcome throughout the Museum. Dog bowls are available from Reception and can be filled at the external tap (ask Reception). No other dogs are allowed into the Museum or Vulcan Park on normal Public Days.

NOTE - During some events the Site Owners allow the Avro Heritage Museum use of land beyond the Museum boundaries. Pet dogs will be permitted in these areas and will also be permitted in the Vulcan Park if the side gates are open as part of an event. Dogs must be kept on a lead at all times and Owners are responsible for their pet dogs at all times from entering until leaving the Woodford site.

## Food

Food and drink can only be consumed in the Café or in the Picnic Area. Visitors are permitted to bring their own food and drink to the Picnic Area outside in Vulcan Park. No food or drink may be consumed inside the Museum.

## Site access

The Museum is part of Woodford Garden Village, which is in the process of being built on the former airfield. Vehicular access is through the housing estate via Lancastrian Way and Ringway Avenue. From there, the rest of the route crosses the former airfield and is an active construction site so please take care. The road across the airfield is of good quality tarmac apart from a very short strip of gravel.

The route changes frequently as the building development progresses. For the latest information please check the website [‘How to Get Here’](#) page.

## Vehicle Access – Cars

There are spaces for 71 cars. There are 6 Accessible spaces marked out. They are either side of the Museum Main Entrance.



## Vehicle Access - Coaches

There are two spaces reserved for coaches which have a designated 4m wide walkway from the rear row of the car park to the Museum Main Entrance. In addition, there is a zebra crossing style walkway from the rear row of the car park to the front. There is walking space between the middle two rows of the car park that connects to the walkways.

## Vehicle Access – Cycles

Cyclists are welcome to visit the Museum and there is a covered bicycle rack at the side of the car park. The route across the former airfield for cyclists is the same as for motorised vehicles. **Cyclists are asked to take care as there is construction work being carried out along the route.**

## Paths – Front of Museum

The car park paths are illuminated by normal 'streetlamp' style lights. They are controlled by a timer as well as having sensors if the ambient light gets too dark.

The main entrance is reached via a shallow ramp which has robust rails either side.

The entrance double doors are power operated automatically by movement detecting sensors, opening into the entrance vestibule. A second set of double doors opens at the same time. Although it opens towards the visitor it is open before it is reached. Flooring is industry standard carpet tiles.





## Museum Flooring - Ground floor

The floor in the public areas (including toilets) on the ground floor is covered with a non-slip resin finish flooring.

The lift flooring has slight texture on the coin-dot stamping which gives surface grip.

The stairs to the first floor are covered with Industry standard carpet tiles with a rubber edge to protect against wear.

The Lancaster Room has Industry standard carpet tiles.

## Museum Flooring - First floor

The first floor public areas are covered by Industry standard carpet tiles.

The toilets floors are covered with a non-slip resin flooring.

The Café floor is covered with a non-slip resin flooring.

The floors throughout the Archives are covered with Industry standard carpet tiles. The Archives are not open to the public except by prior appointment.

## Starting the visit

### Reception Desk

The desk faces the main doors. Besides selling tickets, the reception also acts as the till point for the shop. There is a lowered counter to cater for wheelchair users.



Reception has a Hearing Loop installed. There is no glass panel, eliminating any barriers to lip reading.

There are 2 wheelchairs and a 4 wheeled rollator (adult walker) which can be borrowed by visitors from reception. These are stored in the entrance vestibule.

The Museum layout is designed for visitors to turn to the left after purchasing tickets. This passes the shop, lift, toilets and Lancaster Room. Visitors then have the option of going upstairs or walking through to the Exhibition Hall to view the Collection.

### First Aid

There is a defibrillator located on the Ground Floor adjacent to Reception. Staff rotas ensure that there is always at least one First Aider on duty.

## Shop

Most display items in the shop are within the reach of wheelchair users. There is room to move a wheelchair around the shop. Floor walkers are available for any queries and to assist with items on higher shelves in the shop.



It is shop policy that all items are priced and have a bar code which is used at the till. Small items will have a display nearby that details the prices and the Reception will have a bar code print of the small items.

## Toilets

There are toilets on both floors:

Ground floor toilets: 2 – One accessible toilet with alarm cord, the other is for general use but is also a parent and child toilet with alarm cord.

First Floor toilets: 3 – An accessible toilet, a parent and child toilet, and a standard toilet for general use.

## Lift

Provides access to the first floor. Operating buttons have raised characters to aid sight impaired visitors. The lift has a safe working load of 630 kg – 8 persons. It is 110cm wide and 140cm long with an 80cm wide door. The lift alarm is monitored by an external company. When exiting the lift, the mezzanine floor is to the front and the Café is round to the left. The Museum has only one upper floor.



## Lancaster Room

A number of short films/videos featuring Avro aircraft or projects are shown in a continuous loop. Visitors can ask members of staff if they have a specific request.

Seating is normally left theatre style with sufficient room for wheelchair access.


There are table activities for younger children.



## Stairs

A wide staircase with robust handrails on both sides, leads to the first floor mezzanine viewing area, archives, toilets, and the café.

The stairs are carpeted with a rubber non slip edging to protect against wear.





## First floor mezzanine viewing area

The stairs end on the first floor at a viewing balcony with fine views over the Exhibition Hall. The balcony is protected by a robust metal rail set at 110 cm high with toughened glass panels fitted from the rail to floor level.

Visitors may pass either side of the stairs to the rear of the first floor public area. From here there is a fire exit leading to



a protected evacuation area from first floor to the Vulcan Park. The evacuation route has an emergency evacuation chair. The flooring in the escape area is non-slip rubber with metal stairs.

## Archive Areas

The first floor contains the archives for documents, photographs and film as well as the library. The archives and library are not accessible to visitors except by prior appointment. Access is controlled by fobs with readers low enough for wheelchair users. Any specific needs for volunteers working in the archives will be catered for.

Flooring is normal industrial quality carpet tiles.

## Café

The café is entered via two sets of doors. Both are manually operated with one held open as an automatic fire door.

The counter is low enough for wheelchair users to see any items, which will be served by volunteer staff. The counter is low enough for wheelchair users to speak to volunteer serving staff. The card reader is detachable and can be handed over to the customer for card purchases.



Tables and chairs are movable and light enough to be moved for wheelchair access. A selection of light refreshments is available including tea, coffee and cold drinks. No hot food is available except tea cakes and soup.

A TV on the wall normally shows a selection of Vulcan videos but can also show any Freeview TV channel (with subtitles available if required).

Only food purchased in the café may be consumed there.

## Ground floor stair corridor

The corridor passes each side of the stairs, both sides have sufficient space for wheelchair access. The left side is just over 1m wide and leads past display cabinets that highlight some of the Avro Chief Test Pilots. The right side going towards the Exhibition Hall is 1.3m wide and leads the visitor past photographs of all the Avro Chief Test Pilot's.

## Flight Simulator under the stairs

A PC based flight simulator is located in the space under the stairs. Visitors, for a voluntary donation, are supervised and guided by volunteers whilst carrying out a selection of flight scenarios.

There is space for a wheelchair user to sit at the simulator with the controls within easy reach. There is also room for friends and relatives who want to watch.





## Exhibition Hall

### Collection Display Concept :-

The Exhibition Hall is arranged chronologically around a timeline detailing the major aircraft produced by Avro. The timeline is well above head height and large enough to be read at a distance.



Below the timeline is a series of A1-sized story boards. These show a high-level overview of each of the timeline blocks. The frame of each story board is colour coordinated to match the colour of its topic on the timeline.

At floor level there are artefacts relevant to that section and lecterns with more detailed information on the topic.

Access paths through the displays are wide enough for wheelchairs and there are seats spread throughout the hall for visitors to rest.

At several sections there are video screens showing film related to that topic. The sound on these displays is low enough to avoid interfering with any other displays.

## Avro Anson

Access is via a step over a small sill (42cm high) into the interior. An information panel describes the aircraft and its history. Flooring is grooved rubber. There is no access to the flight deck. It can be viewed through a Perspex panel from inside and can also be viewed from outside through the windows, which are 116cm high.



## English Electric Canberra

Access is prohibited to visitors. Viewing is by standing at the crew entrance door area (the door has been removed). The door can be seen in the Main Display Hall image above.




## Avro Lancaster S for Sugar Cockpit

Access to the cockpit is via a set of steps rising to a platform.

Headroom inside the cockpit is limited (Max height of 1.7m).

The entrance requires visitors to duck down into the doorway and make a step over the door sill. Visitors can then access the Wireless Operator position.

To move forward, visitors have to manoeuvre themselves over the front spar (approx. 80cm high).




Flooring is aluminium painted with a non-slip paint.

A PC based "360 View" display shows the flight deck internals for anyone unable to climb the stairs. Visitors can control the image with the touch screen display.

## Avro Vulcan XM602 Cockpit

Access is via a set of relatively narrow wooden stairs up to the first level of the cockpit. There is restricted headroom and some may find the enclosed space claustrophobic. The cockpit is on two levels.

The aircraft's original yellow metal ladder is used to climb from the rear crew area up to the flight deck – just visible in the photo. The steps are narrow and there is no handrail. The right-hand pilots' seat had been removed to make space for guides and visitors. Climbing up to the flight deck is optional as visitors can also sit in the seats in the rear crew area on the lower level.



At least one volunteer guide will be on board to assist visitors.

There is a PC based "360 View" display showing the flight deck internals for anyone unable to climb the stairs. The monitor is situated at ground level next to XM602. Visitors can control the display with the touch screen interface.

A video is displayed on a screen at the bottom of the stairs on continuous loop. It introduces Vulcan XM655 carrying out a "taxi run" on Wellesbourne Airfield. The video is mainly for visitors waiting for cockpit access.



## Vulcan Park

The area at the rear of the Museum is known as Vulcan Park. There are various aircraft nose sections and a complete aircraft in this area. Partly laid to grass with a low concrete kerb, the remainder is concrete



slabs and tarmac. All the paved areas are wheelchair accessible with a slight slope in places.

## Vickers VC10 Cockpit

Access is via a set of steps to the aircraft's forward passenger door (170cm high x 86cm wide) and may restrict access for some visitors. The steps have a non-slip bristle covering. The door inside to the flight deck is significantly narrower than a normal door (188cm high x 55cm wide). Space is restricted once inside the aircraft.



## HS 748 Cockpit

There is currently no public access inside the cockpit because it is undergoing refurbishment.

## Avro Vulcan XM603

The path around the aircraft is accessible to all visitors and offers excellent close up external views.



There is a tarmac area to the starboard side of the aircraft. Vehicles can park here and be photographed in front of XM603 on special occasions (e.g. car club photoshoots).

The area beneath the aircraft is surrounded by a low concrete kerb and an elasticated cord barrier between 25-35cm high. The ground inside the cord barrier is dressed with pebbles for drainage. Visitors are not permitted to cross the wire barrier.

There is currently no access to the interior of the aircraft.

## Commer Truck with Palouste Air Starter

The vehicle is parked under the starboard wing of XM603 on the pebbled area.

There is no public access but the vehicle can be viewed from the nearby path.



## Displays at the front of the Museum

### HS Nimrod

Access is via a set of metal steps; they have a robust handrail and there is a platform at the top. From that platform visitors enter the aircraft through the door on the forward starboard side.



Visitors enter the aircraft via the original emergency service door which is both low and narrow (122cm high x 60cm wide). There is a small step down into the aircraft. A guide will be present to assist with entering.



Space is restricted on board. There is a small step down to the flight deck and there is limited head room in this part of the aircraft.

### Document Review process

This document is reviewed annually as part of the Trustees normal Review process. The Avro Heritage Museum reserves the right to change it at any time. The footer will be updated to reflect the latest update and review dates.